

Z:\8847_KING_EDWARD_SQUARE\CAD\DRAWINGS\8847_WORKING BASE_STAGE 3.DWG

1. This drawing is to be read in conjunction with all other drawings and specifications.
2. Do not scale off this drawing. Written dimensions to be taken only.
3. Any discrepancies found between this drawing and other drawings and specifications in the construction documents must be referred to the Landscape Architect prior to work commencing.
4. This drawing must not be copied in whole or in part without written consent of LDA design.
5. These drawings are for finishes only. All foundation, fixing, paving depths and drainage details to be provided by Arcadis. LDA Design cannot accept any liability for engineering details or specifications. All engineering information is subject to confirmation by the contractor with the engineer prior to construction.
6. All dimensions in mm unless otherwise stated.
7. Where dimension sizes of units are given they state length x width x depth.

NOTES:

FOR GENERAL ARRANGEMENT DETAIL PLAN. (1:100) DWG. 1 of 3 REFER TO DRAWING 8847_102

FOR GENERAL ARRANGEMENT DETAIL PLAN. (1:100) DWG. 2 of 3 REFER TO DRAWING 8847_103

FOR GENERAL ARRANGEMENT DETAIL PLAN. (1:100) DWG. 3 of 3 REFER TO DRAWING 8847_104

FOR ILLUSTRATIVE PLAN. (1:200) REFER TO DRAWING 8847_105

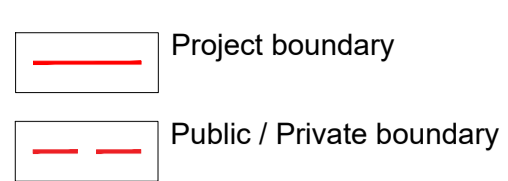
FOR OUTLINE SPECIFICATION REFER TO 8847_901

FOR LIGHTING STRATEGY REFER TO LIGHT FOLLOWS BEHAVIOUR PACKAGE OF INFORMATION.

M&E ENGINEERING DETAIL TO BE SUPPLIED BY OTHERS.

ALL LEVELS AND DRAINAGE TO ENGINEER'S DESIGN AND SPECIFICATION.

ALL WORKS IN PROXIMITY TO EXISTING TREES TO BE RETAINED MUST BE IN ACCORDANCE WITH BS 5837: TREES IN RELATION TO CONSTRUCTION



- LEGEND**
- Planting Planters to 81 Newgate Street building (by others)
 - Planting Rain garden
 - Planting 600mm raised planter
 - Planting Flush planter
 - Paving_01 Yorkstone_Planks
 - Paving_02 Yorkstone_Flags
 - Paving_03 Yorkstone_Setts (permeable)
 - Paving_04 Granite_Setts (vehicular)
 - Paving_05 Yorkstone_Recovered / reused / relaid
 - Paving_06 Yorkstone_Setts (vehicular)
 - Paving_07 / 08 Rubber crumb play surfacing to Play Area
 - Modern raised wall to Greyfriars Church Garden_REDUCED to finished floor level - Decorative interpretation of former wall within paving / ground plane
 - 18 no. Proposed Tree
 - 10 no. Proposed Tree - small multi stem
 - 8 no. Existing / Retained Tree
 - Hedge
 - 1 no. Drinking fountain
 - 2 no. Legible London Midlith
 - Lighting Ref to Light Follows Behaviour documents
 - Allee bridge walk Thames Embankment granite (reused)
 - Allee bridge walk In ground decorative extension (granite)
 - Relocated Christchurch Hospital Artwork
 - 10 no. Armchairs (Proprietary).
 - Communal dining tables and cube seats (Bespoke).
 - Timber and steel seating (Proprietary).
 - Timber top (Bespoke).
 - Timber top with back rest (Bespoke).
 - Timber seating pad approx. 1.5m x 3.5m (Bespoke).
 - Stone / Concrete edge 500mm x 500mm (Bespoke).
 - 37 no. Santander cycles / docking stations / 1 no. Terminal
 - 15 no. Cycle stands
 - 4 no. HVM PAS 69 rated cycle stands
 - 36 no. HVM PAS 68 rated City of London bollards
 - 2 no. HVM PAS 68 rated City of London demountable bollards
 - 2 no. HSBC Lions_By others (location in abeyance)
 - Tactile paving Blister paving
 - Tactile paving Corduroy paving

B	RIBA STAGE 3 - FINAL	MB	26.04.24
A	RIBA STAGE 3 - DRAFT	MB	28.03.24
REV.	DESCRIPTION	APP.	DATE

LD A DESIGN

PROJECT TITLE
GREYFRIAR'S SQUARE
RIBA Stage 3

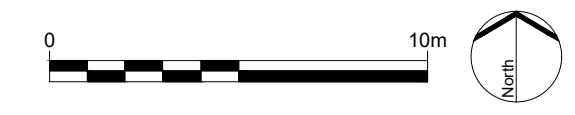
DRAWING TITLE
General Arrangement Overview Plan

ISSUED BY	Exeter	T: 01392 260 430
DATE	Jan 2024	DRAWN MB
SCALE: A1	1:200	CHECKED TS
STATUS	Draft	APPROVED SJT

DWG. NO 8847_101

No dimensions are to be scaled from this drawing. All dimensions are to be checked on site. Area measurements for indicative purposes only.

© LDA Design Consulting Ltd. Quality Assured to BS EN ISO 9001 : 2015
Sources Ordnance Survey



Z:\8847_KING_EDWARD_SQUARE\CADD\DRAWINGS\STAGE 3\LAYOUT SHEETS\8847_102_104 GENERAL ARRANGEMENT LAYOUT AND REFERENCE PLANDWG

1. This drawing is to be read in conjunction with all other drawings and specifications.
2. Do not scale off this drawing. Written dimensions to be taken only.
3. Any discrepancies found between this drawing and other drawings and specifications in the construction documents must be referred to the Landscape Architect prior to work commencing.
4. This drawing must not be copied in whole or in part without written consent of LDA design.
5. These drawings are for finishes only. All foundation, fixing, paving depths and drainage details to be provided by Arcadis. LDA Design cannot accept any liability for engineering details or specifications. All engineering information is subject to confirmation by the contractor with the engineer prior to construction.
6. All dimensions in mm unless otherwise stated.
7. Where dimension sizes of units are given they state length x width x depth.

NOTES:

FOR GENERAL ARRANGEMENT OVERVIEW PLAN
REFER TO DRAWING 8847_101 (1:200)

FOR GENERAL ARRANGEMENT DETAIL PLAN. (1:100) DWG. 2 of 3
REFER TO DRAWING 8847_103

FOR GENERAL ARRANGEMENT DETAIL PLAN. (1:100) DWG. 3 of 3
REFER TO DRAWING 8847_104

FOR ILLUSTRATIVE PLAN. (1:200)
REFER TO DRAWING 8847_105

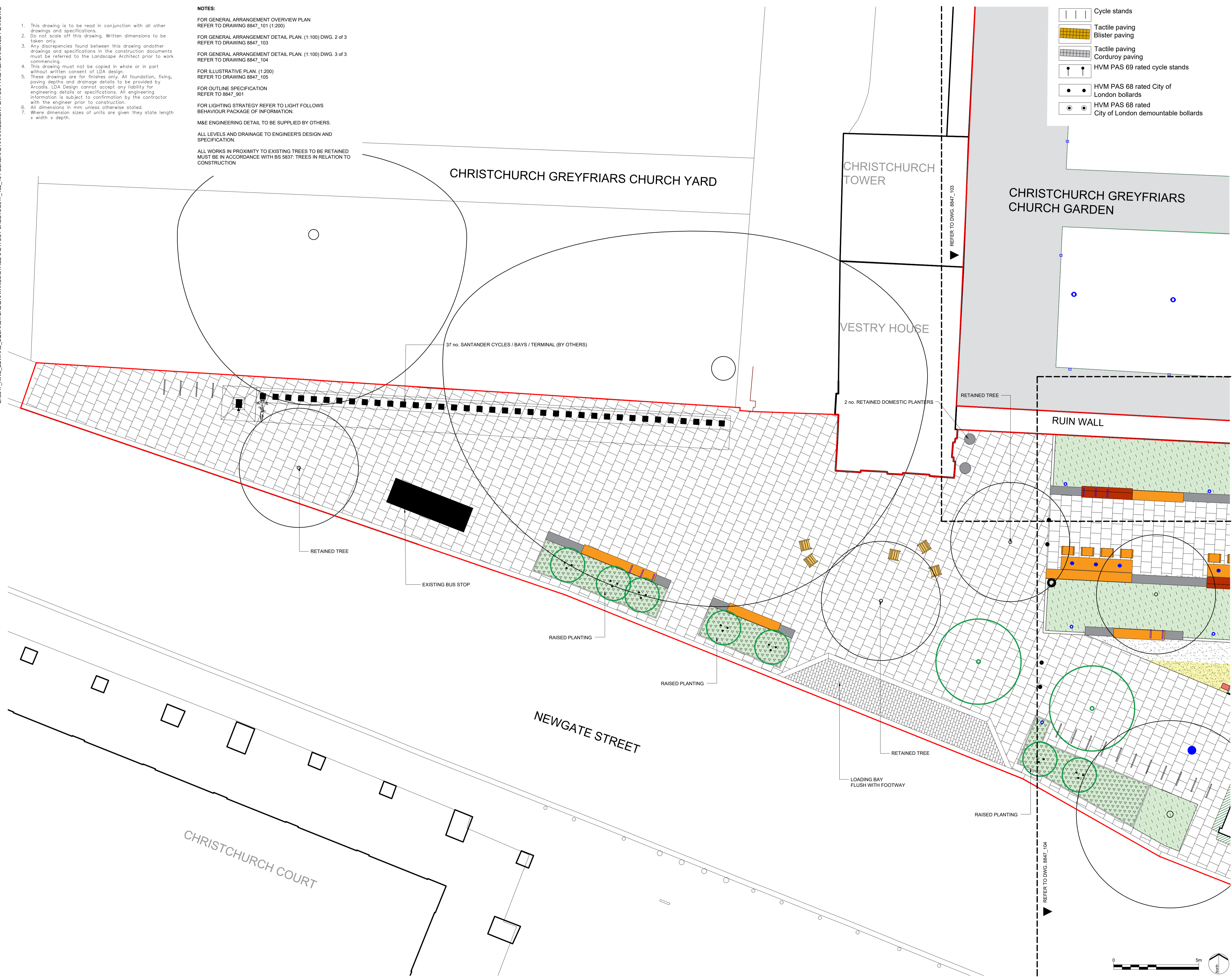
FOR OUTLINE SPECIFICATION
REFER TO 8847_901

FOR LIGHTING STRATEGY REFER TO LIGHT FOLLOWS
BEHAVIOUR PACKAGE OF INFORMATION.

M&E ENGINEERING DETAIL TO BE SUPPLIED BY OTHERS.

ALL LEVELS AND DRAINAGE TO ENGINEER'S DESIGN AND SPECIFICATION.

ALL WORKS IN PROXIMITY TO EXISTING TREES TO BE RETAINED
MUST BE IN ACCORDANCE WITH BS 5837: TREES IN RELATION TO CONSTRUCTION



- Cycle stands
- Tactile paving
- Blister paving
- Tactile paving
- Corridor paving
- HVM PAS 69 rated cycle stands
- HVM PAS 68 rated City of London bollards
- HVM PAS 68 rated City of London demountable bollards

- LEGEND**
- Project boundary
 - Public / Private boundary
 - Planting
 - Planters to 81 Newgate Street building (by others)
 - Planting
 - Rain garden
 - Planting
 - 600mm raised planter
 - Planting
 - Flush planter
 - Paving_01
 - Yorkstone_Planks
 - Paving_02
 - Yorkstone_Flags
 - Paving_03
 - Yorkstone_Setts (permeable)
 - Paving_04
 - Granite_Setts (vehicular)
 - Paving_05
 - Yorkstone_Recovered / reused / relaid
 - Paving_06
 - Yorkstone_Setts (vehicular)
 - Paving_07 / 08
 - Rubber crumb play surfacing to Play Area
 - Modern raised wall to Greyfriars Church Garden_REDUCED to finished floor level - Decorative interpretation of former wall within paving / ground plane
 - Proposed Tree
 - Proposed Tree - small multi stem
 - Existing / Retained Tree
 - Hedge
 - Drinking fountain
 - Legible London Midliith
 - Lighting
 - Ref to Light Follows Behaviour documents
 - Events power
 - To lighting columns
 - Water standpipe
 - Allee bridge walk
 - Thames Embankment granite (reused)
 - Allee bridge walk
 - In ground decorative extension (granite)
 - Relocated Christchurch Hospital Artwork
 - Armchairs (Proprietary).
 - Communal dining tables and cube seats (Bespoke).
 - Timber and steel seating (Proprietary).
 - Timber top (Bespoke).
 - Timber top with back rest (Bespoke).
 - Timber seating pad approx. 1.5m x 3.5m (Bespoke).
 - Stone / Concrete edge 500mm x 500mm (Bespoke).
 - HSCB Lions_By others (location in abeyance)
 - Santander cycles / docking stations / 1 no. Terminal

B	RIBA STAGE 3 - FINAL	MB	26.04.24
A	RIBA STAGE 3 - DRAFT	MB	28.03.24
REV.	DESCRIPTION	APP.	DATE

LDA DESIGN

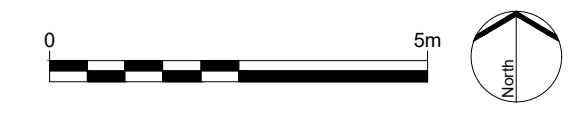
PROJECT TITLE
GREYFRIARS SQUARE
RIBA Stage 3

DRAWING TITLE
General Arrangement Detail Plan
Sheet 1 of 3

ISSUED BY	Exeter	T: 01392 260 430
DATE	March 2023	DRAWN MB
SCALE: A1	1:100	CHECKED TS
STATUS	Draft	APPROVED SJT

DWG. NO 8847_102

No dimensions are to be scaled from this drawing. All dimensions are to be checked on site. Area measurements for indicative purposes only.
© LDA Design Consulting Ltd. Quality Assured to BS EN ISO 9001 : 2015
Sources Ordnance Survey



Z:\8847_KING_EDWARD_SQUARE\CADDRAWINGS\STAGE 3\LAYOUT SHEETS\8847_102_104 GENERAL ARRANGEMENT LAYOUT AND REFERENCE PLANDWG

1. This drawing is to be read in conjunction with all other drawings and specifications.
2. Do not scale off this drawing. Written dimensions to be taken only.
3. Any discrepancies found between this drawing and other drawings and specifications in the construction documents must be referred to the Landscape Architect prior to work commencing.
4. This drawing must not be copied in whole or in part without written consent of LDA design.
5. These drawings are for finishes only. All foundation, fixing, paving depths and drainage details to be provided by Arcadis. LDA Design cannot accept any liability for engineering details or specifications. All engineering information is subject to confirmation by the contractor with the engineer prior to construction.
6. All dimensions in mm unless otherwise stated.
7. Where dimension sizes of units are given they state length x width x depth.

NOTES:

FOR GENERAL ARRANGEMENT OVERVIEW PLAN REFER TO DRAWING 8847_101 (1:200)

FOR GENERAL ARRANGEMENT DETAIL PLAN. (1:100) DWG. 1 of 3 REFER TO DRAWING 8847_102

FOR GENERAL ARRANGEMENT DETAIL PLAN. (1:100) DWG. 3 of 3 REFER TO DRAWING 8847_104

FOR ILLUSTRATIVE PLAN. (1:200) REFER TO DRAWING 8847_105

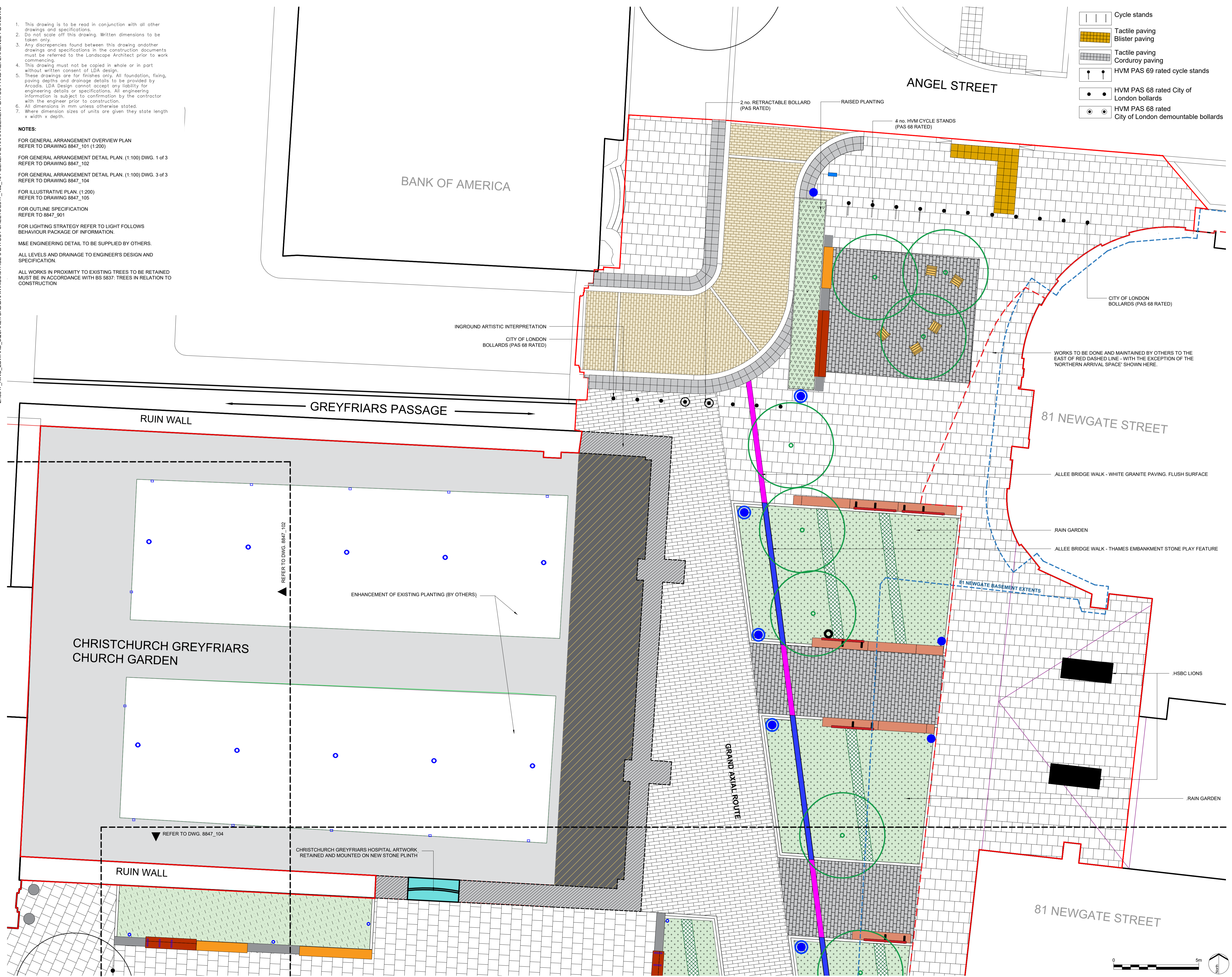
FOR OUTLINE SPECIFICATION REFER TO 8847_901

FOR LIGHTING STRATEGY REFER TO LIGHT FOLLOWS BEHAVIOUR PACKAGE OF INFORMATION.

M&E ENGINEERING DETAIL TO BE SUPPLIED BY OTHERS.

ALL LEVELS AND DRAINAGE TO ENGINEER'S DESIGN AND SPECIFICATION.

ALL WORKS IN PROXIMITY TO EXISTING TREES TO BE RETAINED MUST BE IN ACCORDANCE WITH BS 5837: TREES IN RELATION TO CONSTRUCTION



- Cycle stands
- Tactile paving
- Blister paving
- Tactile paving
- Corridor paving
- HVM PAS 69 rated cycle stands
- HVM PAS 68 rated City of London bollards
- HVM PAS 68 rated City of London demountable bollards

- LEGEND**
- Project boundary
 - Public / Private boundary
 - Planting Planters to 81 Newgate Street building (by others)
 - Planting Rain garden
 - Planting 600mm raised planter
 - Planting Flush planter
 - Paving_01 Yorkstone_Planks
 - Paving_02 Yorkstone_Flags
 - Paving_03 Yorkstone_Sets (permeable)
 - Paving_04 Granite_Sets (vehicular)
 - Paving_05 Yorkstone_Recovered / reused / relaid
 - Paving_06 Yorkstone_Sets (vehicular)
 - Paving_07 / 08 Rubber crumb play surfacing to Play Area
 - Modern raised wall to Greyfriars Church Garden_REDUCED to finished floor level - Decorative interpretation of former wall within paving / ground plane
 - Proposed Tree
 - Proposed Tree - small multi stem
 - Existing / Retained Tree
 - Hedge
 - Drinking fountain
 - Legible London Midliith
 - Lighting Ref to Light Follows Behaviour documents
 - Events power To lighting columns
 - Water standpipe
 - Allee bridge walk Thames Embankment granite (reused)
 - Allee bridge walk In ground decorative extension (granite)
 - Relocated Christchurch Hospital Artwork
 - Armchairs (Proprietary).
 - Communal dining tables and cube seats (Bespoke).
 - Timber and steel seating (Proprietary).
 - Timber top (Bespoke).
 - Timber top with back rest (Bespoke).
 - Timber seating pad approx. 1.5m x 3.5m (Bespoke).
 - Stone / Concrete edge 500mm x 500mm (Bespoke).
 - HSBC Lions_By others (location in abeyance)
 - Santander cycles / docking stations / 1 no. Terminal

B	RIBA STAGE 3 - FINAL	MB	26.04.24
A	RIBA STAGE 3 - DRAFT	MB	28.03.24
REV.	DESCRIPTION	APP.	DATE

LD A DESIGN

PROJECT TITLE
GREYFRIARS SQUARE
RIBA Stage 3

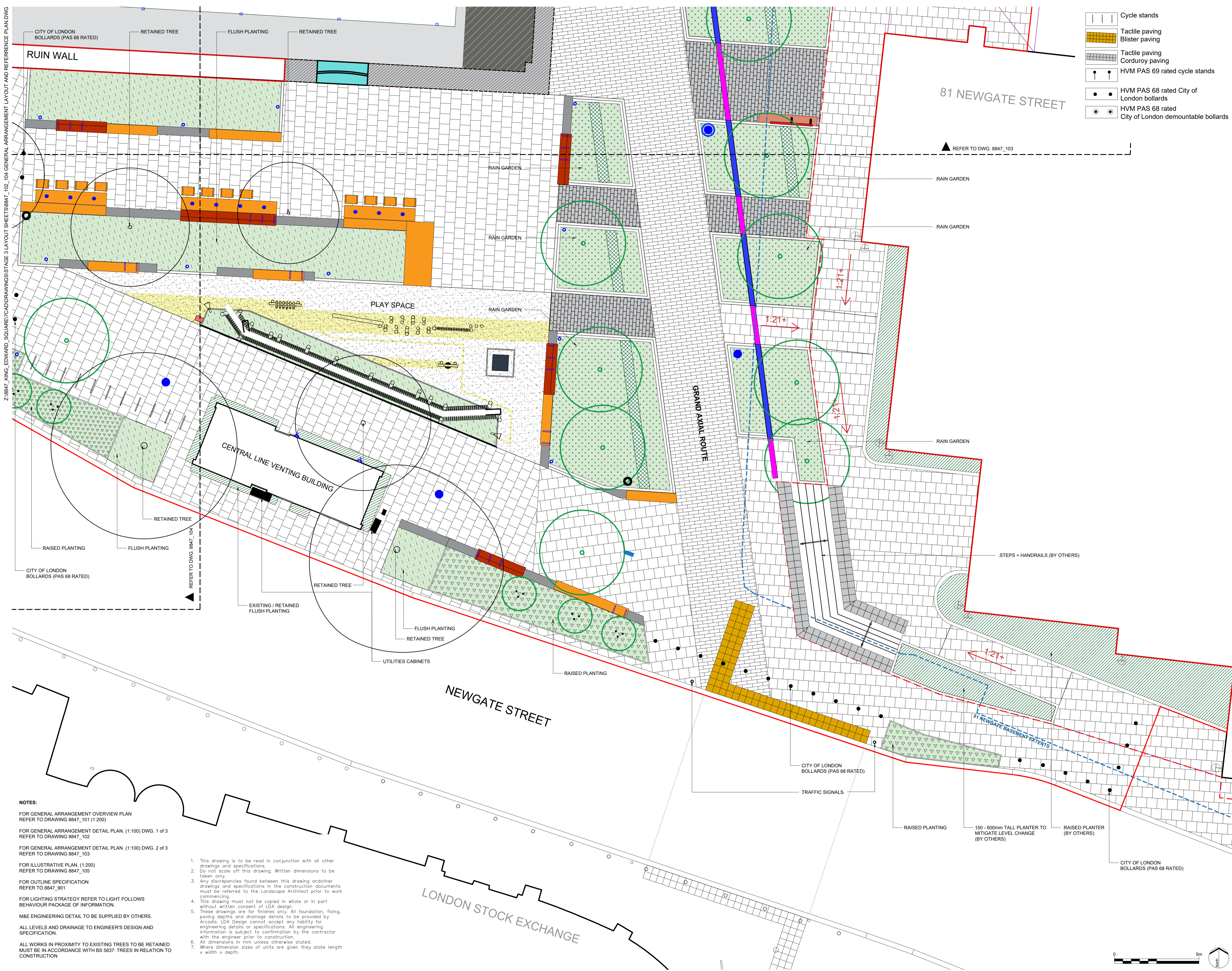
DRAWING TITLE
General Arrangement Detail Plan
Sheet 2 of 3

ISSUED BY	Exeter	T: 01392 260 430
DATE	March 2023	DRAWN MB
SCALE/A1	1:100	CHECKED TS
STATUS	Draft	APPROVED SJT

DWG. NO 8847_103

No dimensions are to be scaled from this drawing. All dimensions are to be checked on site. Area measurements for indicative purposes only.

© LDA Design Consulting Ltd. Quality Assured to BS EN ISO 9001:2015
Sources: Ordnance Survey



- Cycle stands
- Tactile paving Blister paving
- Tactile paving Corduroy paving
- HVM PAS 69 rated cycle stands
- HVM PAS 68 rated City of London bollards
- HVM PAS 68 rated City of London demountable bollards

- LEGEND**
- Project boundary
 - Public / Private boundary
 - Planting Planters to 81 Newgate Street building (by others)
 - Planting Rain garden
 - Planting 600mm raised planter
 - Planting Flush planter
 - Paving_01 Yorkstone_Planks
 - Paving_02 Yorkstone_Flags
 - Paving_03 Yorkstone_Setts (permeable)
 - Paving_04 Granite_Setts (vehicular)
 - Paving_05 Yorkstone_Recovered / reused / relaid
 - Paving_06 Yorkstone_Setts (vehicular)
 - Paving_07 / 08 Rubber crumb play surfacing to Play Area
 - Modern raised wall to Greyfriars Church Garden_REDUCED to finished floor level - Decorative interpretation of former wall within paving / ground plane
 - Proposed Tree
 - Proposed Tree - small multi stem
 - Existing / Retained Tree
 - Hedge
 - Drinking fountain
 - Legible London Midlith
 - Lighting Ref to Light Follows Behaviour documents
 - Events power To lighting columns
 - Water standpipe
 - Allee bridge walk Thames Embankment granite (reused)
 - Allee bridge walk In ground decorative extension (granite)
 - Relocated Christchurch Hospital Artwork
 - Armchairs (Proprietary)
 - Communal dining tables and cube seats (Bespoke)
 - Timber and steel seating (Proprietary)
 - Timber top (Bespoke)
 - Timber top with back rest (Bespoke)
 - Timber seating pad approx. 1.5m x 3.5m (Bespoke)
 - Stone / Concrete edge 500mm x 500mm (Bespoke)
 - HSBC Lions_By others (location in abeyance)
 - Santander cycles / docking stations / 1 no.Terminal

NOTES:

FOR GENERAL ARRANGEMENT OVERVIEW PLAN REFER TO DRAWING 8847_101 (1:200)

FOR GENERAL ARRANGEMENT DETAIL PLAN. (1:100) DWG. 1 of 3 REFER TO DRAWING 8847_102

FOR GENERAL ARRANGEMENT DETAIL PLAN. (1:100) DWG. 2 of 3 REFER TO DRAWING 8847_103

FOR ILLUSTRATIVE PLAN. (1:200) REFER TO DRAWING 8847_105

FOR OUTLINE SPECIFICATION REFER TO 8847_901

FOR LIGHTING STRATEGY REFER TO LIGHT FOLLOWS BEHAVIOUR PACKAGE OF INFORMATION.

M&E ENGINEERING DETAIL TO BE SUPPLIED BY OTHERS.

ALL LEVELS AND DRAINAGE TO ENGINEER'S DESIGN AND SPECIFICATION.

ALL WORKS IN PROXIMITY TO EXISTING TREES TO BE RETAINED MUST BE IN ACCORDANCE WITH BS 5837: TREES IN RELATION TO CONSTRUCTION

1. This drawing is to be read in conjunction with all other drawings and specifications.
2. Do not scale off this drawing. Written dimensions to be taken only.
3. Any discrepancies found between this drawing and other drawings and specifications in the construction documents must be referred to the Landscape Architect prior to work commencing.
4. This drawing must not be copied in whole or in part without written consent of LDA design.
5. These drawings are for finishes only. All foundation, fixing, paving depths and drainage details to be provided by Arcadis. LDA Design cannot accept any liability for engineering details or specifications. All engineering information is subject to confirmation by the contractor with the engineer prior to construction.
6. All dimensions in mm unless otherwise stated.
7. Where dimension sizes of units are given they state length x width x depth.

B	RIBA STAGE 3 - FINAL	MB	26.04.24
A	RIBA STAGE 3 - DRAFT	MB	28.03.24
REV.	DESCRIPTION	APP.	DATE

LDA DESIGN

PROJECT TITLE
GREYFRIARS SQUARE
RIBA Stage 3

DRAWING TITLE
General Arrangement Detail Plan
Sheet 3 of 3

ISSUED BY	Exeter	T: 01392 260 430	
DATE	March 2023	DRAWN	MB
SCALE: A1	1:100	CHECKED	TS
STATUS	Draft	APPROVED	SJT

DWG. NO 8847_104

No dimensions are to be scaled from this drawing. All dimensions are to be checked on site. Area measurements for indicative purposes only.

© LDA Design Consulting Ltd. Quality Assured to BS EN ISO 9001:2015
Sources: Ordnance Survey